

Easy LE Adapter



Oticon Intent™ devices
require a firmware update
to 1.2.0 or later
to utilize the
Easy LE Adapter

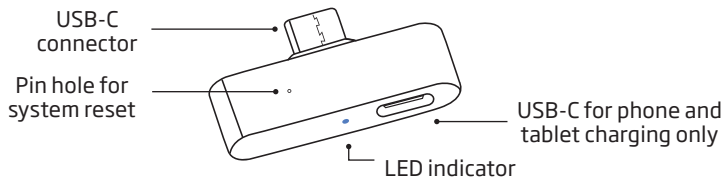
Pairing and FAQ Guide

Overview

This device helps you connect USB-C enabled Android™ phones and tablets as well as computers to your hearing aids or other wireless audio devices via the latest Bluetooth® LE Audio technology. This enables you to stream audio such as music or podcasts and have hands-free phone and video calls with high-quality sound. Your hearing aids or other wireless audio device must support LE Audio to work with the Easy LE Adapter.

Most phones and tablets with a 3.5 mm audio jack will not work with the adapter, as many manufacturers choose to route the audio through the audio jack rather than the USB-C.

Please verify with your hearing care professional that the necessary firmware is installed in your hearing aids to use the Easy LE Adapter.



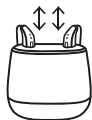
Pairing the Easy LE Adapter



Step 1

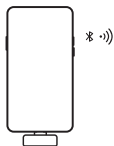
- Plug the Easy LE Adapter into the USB-C port of your phone, tablet or PC.
- The adapter will power on and enter pairing mode (if no existing pairing is found).
- Pairing mode is indicated by the LED indicator rapidly flashing blue. In this mode the Easy LE Adapter will search for LE Audio devices in a range of 6.5 feet (2 meters) that are ready to pair.

If you do not see the flashing blue LED light, reset the Easy LE Adapter by inserting a thin pointed tool into the reset pin hole until the LED indicator light flashes blue.



Step 2

- Restart your hearing aids via the push button or by placing them in the charger and then removing them from the charger. This will put them in pairing mode for 3 minutes.

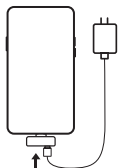


Step 3

- Wait for the hearing aids and adapter to pair.
- Pairing is complete when the LED indicator changes from fast flashing blue to showing a steady blue light for 5 seconds and then powers off.
- You are now ready to stream audio or make hands-free calls with the Easy LE Adapter.
- Note: you can only be connected to one set of hearing aids.

Tip: The Easy LE Adapter does not lose its pairing with the hearing aids when taken out of a phone, tablet or PC and plugged into a new one.

Other functions



Charging your phone or tablet via the Easy LE Adapter

- You can charge your phone or tablet with up to 9V/2A or 5V/3A standard charging. PC charging is not supported.
- Simply connect your power charging cable into the Easy LE Adapter to charge your device.
- Charging time will vary depending on your device's battery capacity.
- Any fast-charging technologies or data transfer is not supported when using the charging port. To access data transfer, remove the Easy LE Adapter from your device, then plug in your cable.



Resetting and clearing the pairing of the Easy LE Adapter

- Make sure the adapter is plugged into a phone, tablet or PC so that it is powered on.
- To reset the adapter, press a thin pointed tool into the pin hole until the LED indicator on the adapter starts flashing blue. The adapter is now ready to pair with a new LE Audio device.

Frequently Asked Questions and Troubleshooting

Question

Answer

Which types of devices will the Easy LE Adapter work with?

- The Easy LE Adapter can stream audio with hearing aids, ear buds and other wireless audio devices that have LE Audio built into them.
- The adapter is optimized for use with Android phones and tablets as well as PCs that have a USB-C port.
- The adapter is not intended for use with iPhone®, iPad®, Mac® or Vision Pro™, and it is not intended for use with phones, tablets or PCs that support LE Audio.
- Most phones and tablets with a 3.5 mm audio jack will not work with the adapter, as many manufacturers choose to route the audio through the jack port rather than the USB-C port.

My device does not have a USB-C port, can I plug the Easy LE Adapter into a USB adapter that fits my phone, tablet or PC?

Yes, it is possible to use an adapter, for example a USB-C to USB-A adapter. However, not every third-party adapter is guaranteed to work with the Easy LE Adapter.

Can I accept and end calls by either using the push-buttons or tapping on my hearing aids?

- No, this is not possible. When the adapter is plugged into your device, call handling via buttons or taps on your hearing aids is not supported.
- You must accept or end calls via your phone, tablet or PC.
- While streaming audio or calls, the buttons on your hearing aids will control the streaming volume (if this feature has been set up by your hearing care professional).

Frequently Asked Questions and Troubleshooting

Question

Answer

The Easy LE Adapter is connected to my phone, tablet or PC, but there's no sound

- Ensure the volume is turned up on both the device you are streaming from and your hearing aids.
- Verify that the correct output is selected for audio on your device (e.g. "Wired headphones" on phone/tablet and "Easy LE Adapter" on PC).
- Remove the Easy LE Adapter from your device's USB-C port and plug it into the same port to restart the adapter.
- If the solutions above do not solve the problem, then reset and pair the adapter again.

The audio sounds distorted or choppy. What can I do?

- Move closer to the device that is connected to the Easy LE Adapter. Bluetooth connectivity can be affected by distance and obstacles.
- Ensure a stable internet connection or phone signal if you are streaming audio online or are on a call.

The Easy LE Adapter is loose or does not sit properly in the USB-C plug of my phone, tablet or PC. What can I do?

- The adapter has a lengthened USB-C plug that is designed to fit standard phone and tablet covers but may become loose with covers that are very thick. A different cover may be required to have the adapter sit properly in the phone or tablet.
- Debris inside the USB-C plug may cause improper placement. Carefully clean the USB-C port of the device according to your device manufacturer's specification.

Oticon shall not be responsible or accept any liability for damage to the Easy LE Adapter or any third-party device arising from a user's negligence, tampering, misuse, mishandling, or alteration of the Easy LE Adapter.

The Easy LE Adapter is manufactured by Minami Acoustics Limited.

The Bluetooth® word mark and logos are registered trademarks owned by Bluetooth SIG, Inc. Any use of such marks by Demant and Minami Acoustics Limited is under license. Android™ is a trademark of Google LLC. Other trademarks and trade names are those of their respective owners.

